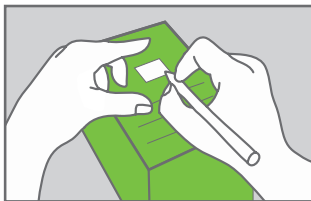


CLINELL CLEAN INDICATOR RANGE

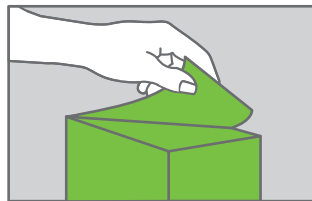
Indicator Notes to fill out and attach after disinfection to clearly show that the object has been decontaminated.



Indicator Notes Green
(4 x 250 notes) CCIN1000G



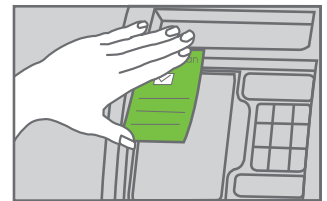
Clearly tick the 'I am clean' box and write your name, the time and the date in the area provided.



Peel the completed note off the pad.



Stick the note to the object or equipment in an easily visible place.



Firmly press/rub the top area of the note to ensure it is properly attached to the object.

RANGE OF USE – This list is not exhaustive. All medical equipment cleaned and stored.

- Commodes
- Hoists
- Thermometers
- Porta nebulizer machines
- I.V drip counters/stands
- Ultra sound equipment
- Blood glucose monitors
- Emergency trolleys
- Pulse oximeter equipment
- Couches/trolleys
- Procedure trolley/tray
- Enteral feeding pumps
- Syringe drivers
- ECG machines
- Weighing scales
- Bedpan moulds
- Electric fans
- Auroscopes/ patella hammers etc.
- Specialist equipment (physio/OT/ICU/ NNU etc.)

REMOVE THE LABEL AT THE POINT OF USE (IN VIEW OF THE PATIENT/CLIENT)

These labels do not replace cleaning schedules

An accurate and up to date cleaning schedule and record should be kept in all facilities. Assurance labels must be placed on communal pieces of equipment after decontamination to provide clear identification of cleaned items.

Equipment not in use or placed in storage should be decontaminated and labelled as clean. Items remaining in storage must be included in weekly facility cleaning schedules.

All equipment should be covered where possible while in storage to prevent accumulation of dust with the **exception of electrical equipment** plugged into the mains. This cannot be covered for safety reasons and must be kept clean.

Equipment cleaning schedules must be validated by senior nursing staff.

GHA210295